




普通石墨电极
RP Graphite Electrode



浸渍石墨电极
Impregnated Graphite Electrode



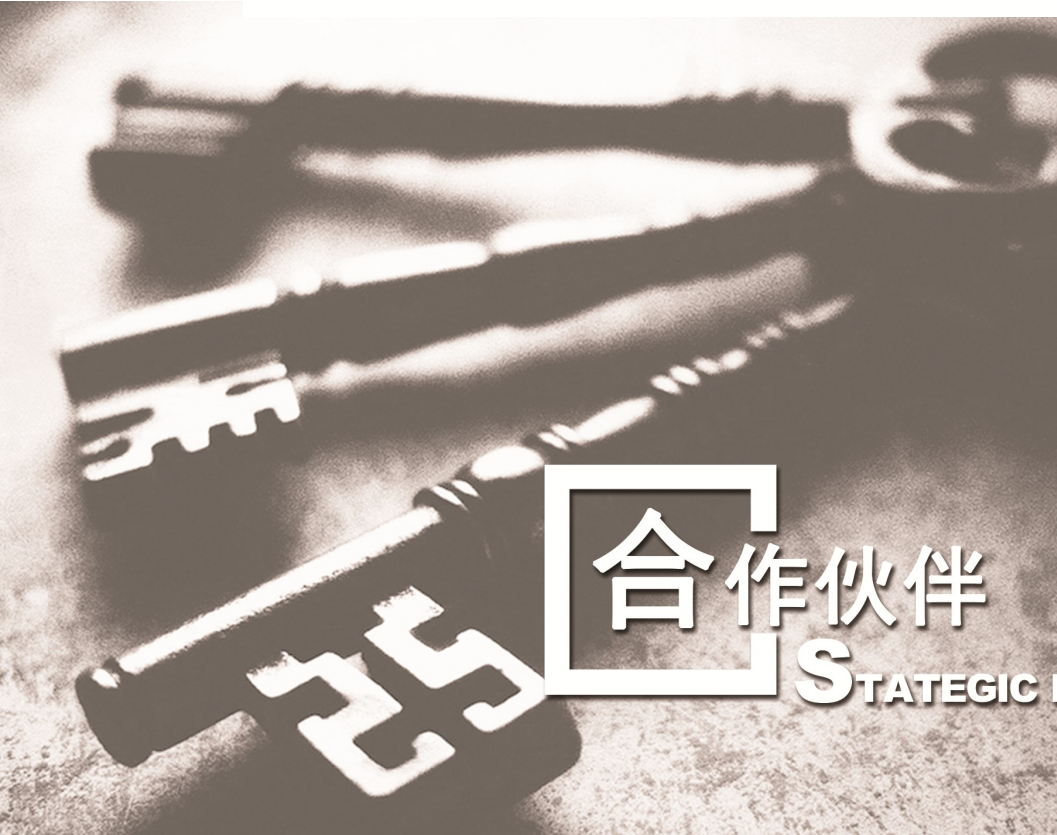
高功率石墨电极
HP Graphite Electrode



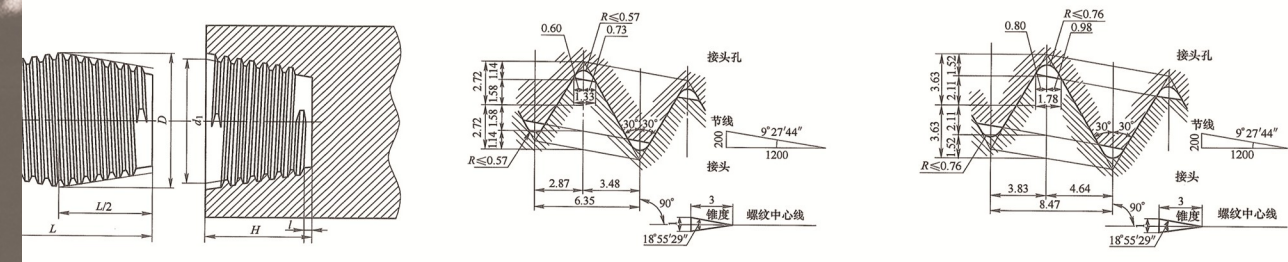
超高功率石墨电极
UHP Graphite Electrode



石墨托辊
Graphite Support Roller Sleeve



接头及接头尺寸
Size of Conica Nipples and Sockets



公称直径 Nominal Diameter	接头 / Nipple				接头孔 / Socket Plug		螺距 Pitch	
	D	L	d ₁	l	d ₁	H		
225	139.70	203.20	90.73		131.27	107.60	8.47	
250	155.57	220.00	103.80		147.14	116.00		
300	177.16	270.90	116.90		168.73	141.50		
350	215.90	304.80	150.00		207.47	158.40		
400	215.90	304.80	150.00		207.47	158.40		
400	241.30	338.70	169.80	<10	232.87	175.30		
450	241.30	338.70	169.80		232.87	175.30		
450	273.05	355.60	198.70		264.62	183.80		
500	273.05	355.60	198.70		264.62	183.80		
500	298.45	372.60	221.30		290.02	192.20		
550	298.45	372.60	221.30		290.02	192.20		
75	46.04	76.20	20.80		39.72	44.10		6.35
100	69.85	101.60	40.30		63.53	56.80		
130	79.38	127.00	45.60		73.06	69.50		
150	92.08	139.70	56.20		85.76	75.90		
					115.92	94.90		
					133.38	94.90		
					146.08	101.30		
					171.48	114.00		
					196.88	133.00		
					215.93	158.40		
					215.93	183.80		
					234.98	158.40		
					234.98	183.80		
					263.56	183.80		
					263.56	234.60		
					292.13	183.80		
					292.13	234.60		
					311.18	183.80		
					311.18	234.60		
					349.28	234.60		
					349.28	285.40		
					368.33	234.60		
					368.33	285.40		
					400.08	298.10		
					400.08	310.80		
					425.48	323.50		
					425.48	348.90		



高效设备 美好未来

公称直径 Nominal Diameter	实际直径 / Actual Diameter			公称长度 Nominal Length
	最大 / Max	最小 / Min	公差部分最小 Back Min	
75	78	73	72	1000/1200/1400/1600
100	103	98	97	1000/1200/1400/1600
130	132	127	126	1000/1200/1400/1600
150	154	149	146	1200/1400/1600/1800
175	179	174	171	1200/1400/1600/1800
200	205	200	197	1600/1800
225	230	225	222	1600/1800
250	256	251	248	1600/1800/2000
300	307	302	299	1600/1800/2000/2200
350	358	352	349	1600/1800/2000/2200
400	409	403	400	1600/1800/2000/2200
450	460	454	451	1600/1800/2000/2200
500	511	505	502	1800/2000/2200/2400
550	562	556	553	00/2000/2200/2400/2700
600	613	607	604	2000/2200/2400/2700
650	663	659	656	2000/2200/2400/2700
700	714	710	707	2000/2200/2400/2700
750	765	761	758	2000/2200/2400/2700
800	816	812	809	2000/2200/2400/2700